


# COLOUR CRUSADER ACTIVITIES

Based on *Colour the World* - written by Hayley Apelt and Luana Olsen

Below are some ideas to help you create a 'Colour Crusader Classroom'. This is not an exhaustive list as there are many other ways in which you can create a positive culture based on kind actions and polite words.

**Please note:** some activities provide instructions to the teacher, while others are written to students.



- Discuss the role of the Colour Crusaders in the book. Can anyone be a Colour Crusader or just the two characters from the story? What does it mean to be a Colour Crusader?
- Discuss how everyone can be a Colour Crusader and make the world brighter.
  - Write a recount of a time when you were a Colour Crusader and used kind actions and/or manners. What did you do? How did it make you feel? How do you think it made others feel?
  - Write a recount of a time when you needed someone to be a Colour Crusader and help you. Who was it? What did they do? How did it make you feel? How do you think it made them feel?
  - Write about what you could do to be a Colour Crusader. Maybe list things you will try to do each day or create one goal and revisit later to see how successful you were.
- Write a description of one of the Colour Crusaders (Kaleidoscope or Rainbow). [Template provided below](#). Once the template is completed, you could then use the information to write sentences and create a written description of your chosen Colour Crusader. You could even draw a picture of them to go alongside it or colour in one of the provided templates to add.
- Create your own Colour Crusader:
  - Complete the table about them. [Template provided below - same as previous activity](#).
  - Write a description of them.
  - Write a story where they help to make a place better.
- Create a Colour Crusader as the mascot for your classroom. Give the superhero a name. Create a character profile that says what they look like, do and qualities they possess. [Template provided below - same as previous activities](#).
- Create a Super Profile on yourself and decide on a superhero name. [Template provided below](#).
- Undertake a guided drawing of a super hero.
  - One example from YouTube: <https://www.youtube.com/watch?v=66-JbNbmNdQ>.
  - They can determine the gender, then colour the hair, skin and clothing to suit themselves. Around the drawing, write qualities that make them a Colour Crusader.
- What are your super powers? Write a list of the super things that you do. Share and discuss everyone's talents and how they are all 'super' in their own way.
- Select one of your super powers - explain it and draw a picture to match. For example: you are great at helping your parents wash the dishes or you are a talented artist.
- Write an acrostic poem using the words: MY SUPER POWERS or COLOUR CRUSADERS.
- Decide if the people in the scenarios are being a Colour Crusader or not. [Template provided below](#).

- Write “We Are All Colour Crusaders” in the middle of a poster or create a sign. Each student draws a picture of themselves as a Colour Crusader and writes their name underneath. Cut them out and glue on the poster or add to the wall around the sign.
- Discuss how Colour Crusaders are superheroes but they can be super too. Brainstorm answers for the phrase: “I can be a super friend when I...” and write/draw this on a page.
- Ask students to finish the sentence “I am a Colour Crusader when I...” They can also draw a picture of themselves doing that thing. [Star template provided below](#). The stars can all be cut out and displayed in the classroom.
- [Four pictures of each Colour Crusader are provided below – two pages](#). You could use these for a range of activities within your classroom to remind students to use kind actions and good manners in order to be a Colour Crusader in their daily lives. Uses include:
  - puppets by gluing them onto paddle pop sticks or brown paper bags
  - name tags for desks or bag lockers
  - decoration for, or to stand alongside, the classroom rules if they are displayed
  - enlarged and coloured in as a decorative entry to the classroom.
- Provide each student with an outline of a body divided into sections and write their name on it somewhere. They could cut around the outline. When they are spotted by class members or teachers being a Colour Crusader, they can colour in one section of their template a different colour. The aim is to work towards making themselves bright and colourful through kind actions and good manners. Once their template is complete, they may receive a Colour Crusader award. [Templates for both provide below](#).
- Have a weekly Colour Crusader class award. Every Friday, select one or more Colour Crusaders of the week to receive the award. Highlight to the class the kind actions and manners that they displayed. [Template provided below – same as previous activity](#).
  - You could also display a photo of the student/s or the Colour Crusader that they have made under a sign that says ‘Colour Crusader of the Week’.
  - The teacher could write down the names of students who are seen being Colour Crusaders and place them in a box. At the end of the week, a name is drawn out of the box and is announced as the ‘Colour Crusader of the Week’.
- Give the class a body template of a Colour Crusader. Take a photo of their head and cut it out to attach to the body, which they colour in. Display. [Template provided below – two pages](#).
- Make Colour Crusader masks. [Template provided below – two pages](#).
- Students draw or paint a picture of themselves being a Colour Crusader. Cut around it and glue the picture onto an ‘I am a Colour Crusader’ background. [Templated provided below](#).
- Create a collage of a Colour Crusader by cutting out a range of coloured paper and sticking them onto the image of Rainbow or Kaleidoscope. [Template provided as colouring in page – separate document](#).

## COLOUR CRUSADER PROFILE

Name:	
Nickname:	
Home planet:	
Age:	
Favourite colour:	
Favourite food:	
Likes:	
Dislikes:	
Hobbies/interests:	
Appearance:	
How they move:	
Main goal in life:	
Motivation for being a Colour Crusader:	

# MY SUPER PROFILE

Name:

Superhero name:

My super skills:

Picture  
of me:

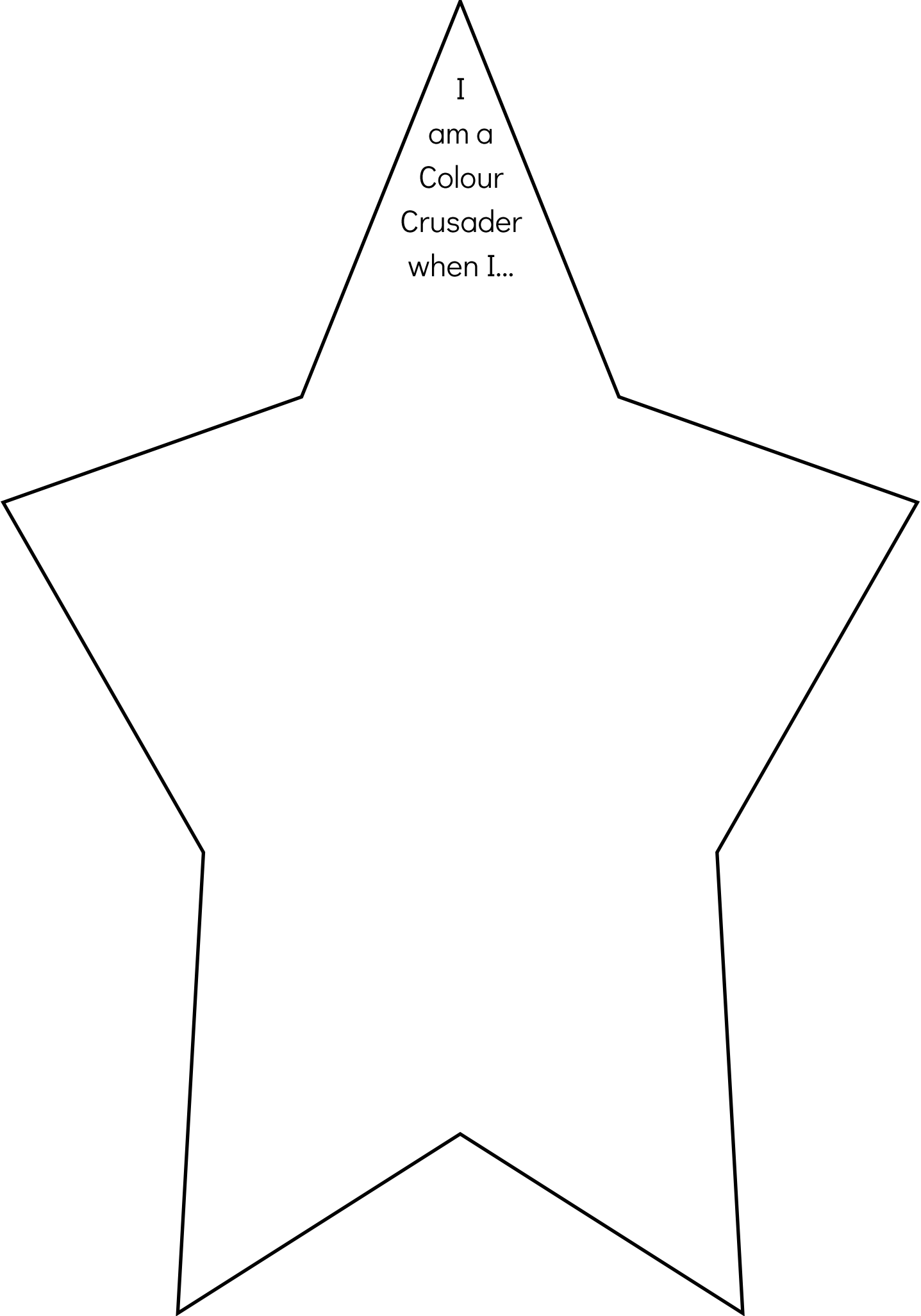
My good  
qualities:

I help people by:


## ARE THEY A COLOUR CRUSADER?

Is the person in the scenario being a Colour Crusader or not?

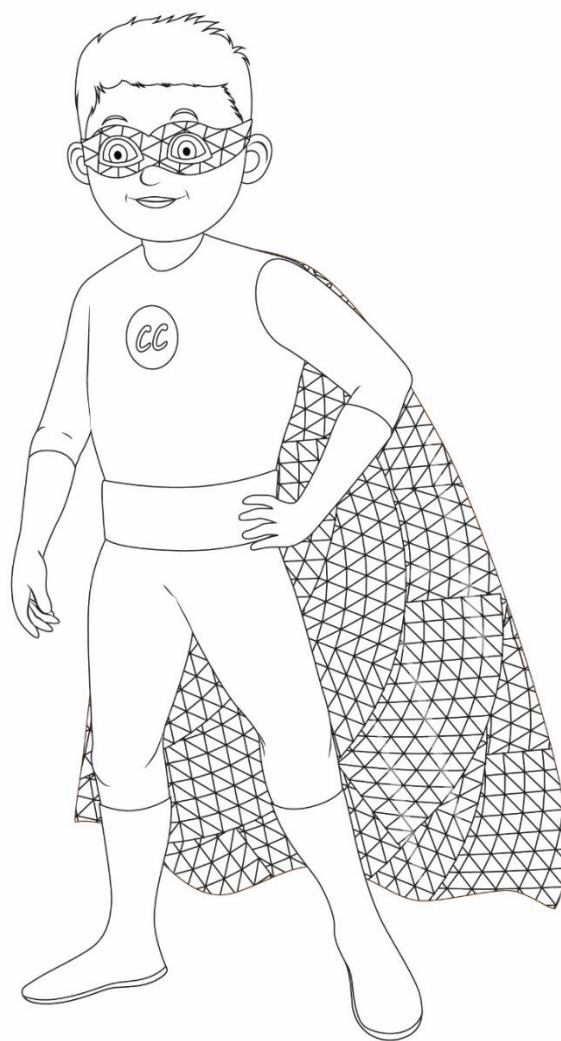

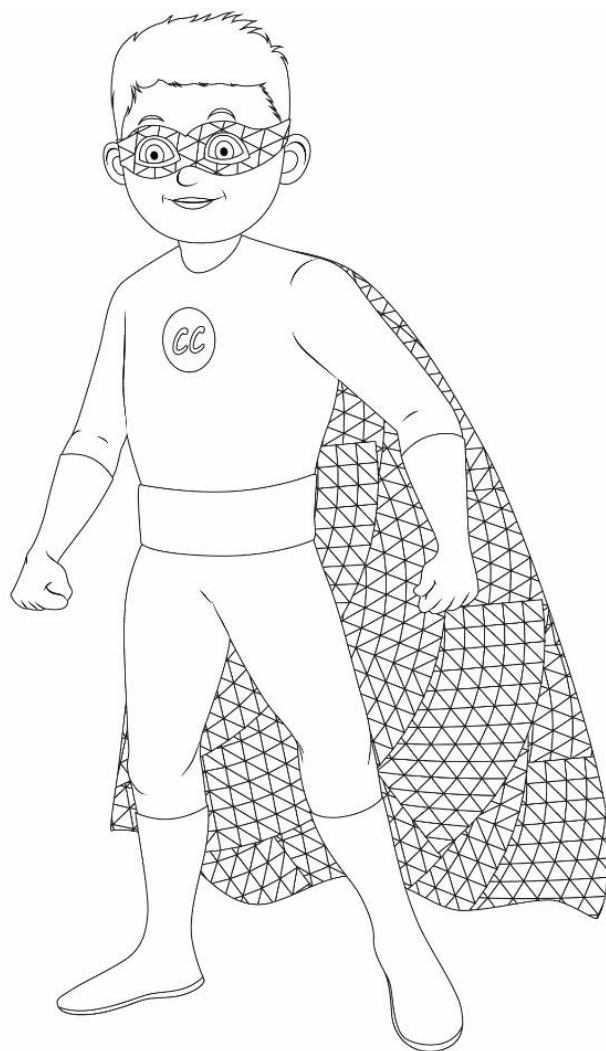
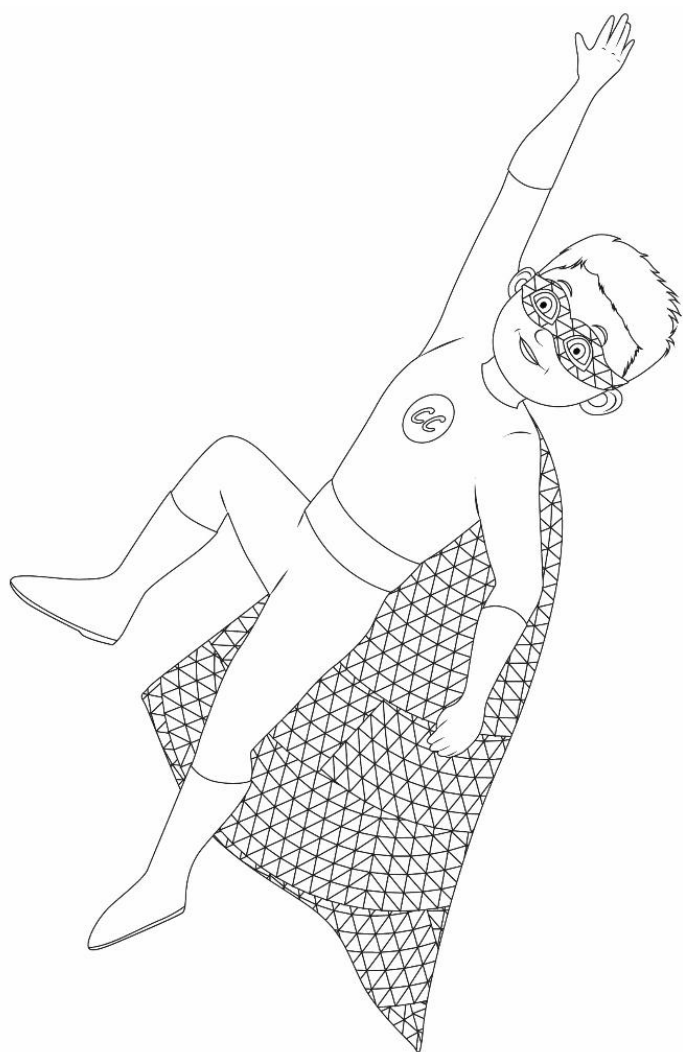
Sharing a book with your friend.	
Snatching something from someone as they hand it to you.	
Waiting until Mum has stopped talking on the phone before asking her a question.	
Pushing in front of someone in a line.	
Taking something without asking.	
Saying, "Can I please have one?"	
Running into someone and knocking them over then leaving while they are on the ground.	
Keeping all the lollies for yourself and not giving any to your brother.	
Saying "thank you" when you are given something.	
Ignoring someone who needs help.	
Saying, "Sorry for bumping into you."	
Helping someone to do something that they can't do yet.	




I  
am a  
Colour  
Crusader  
when I...











# COLOUR CRUSADER AWARD

PRESENTED TO

---

FOR

---



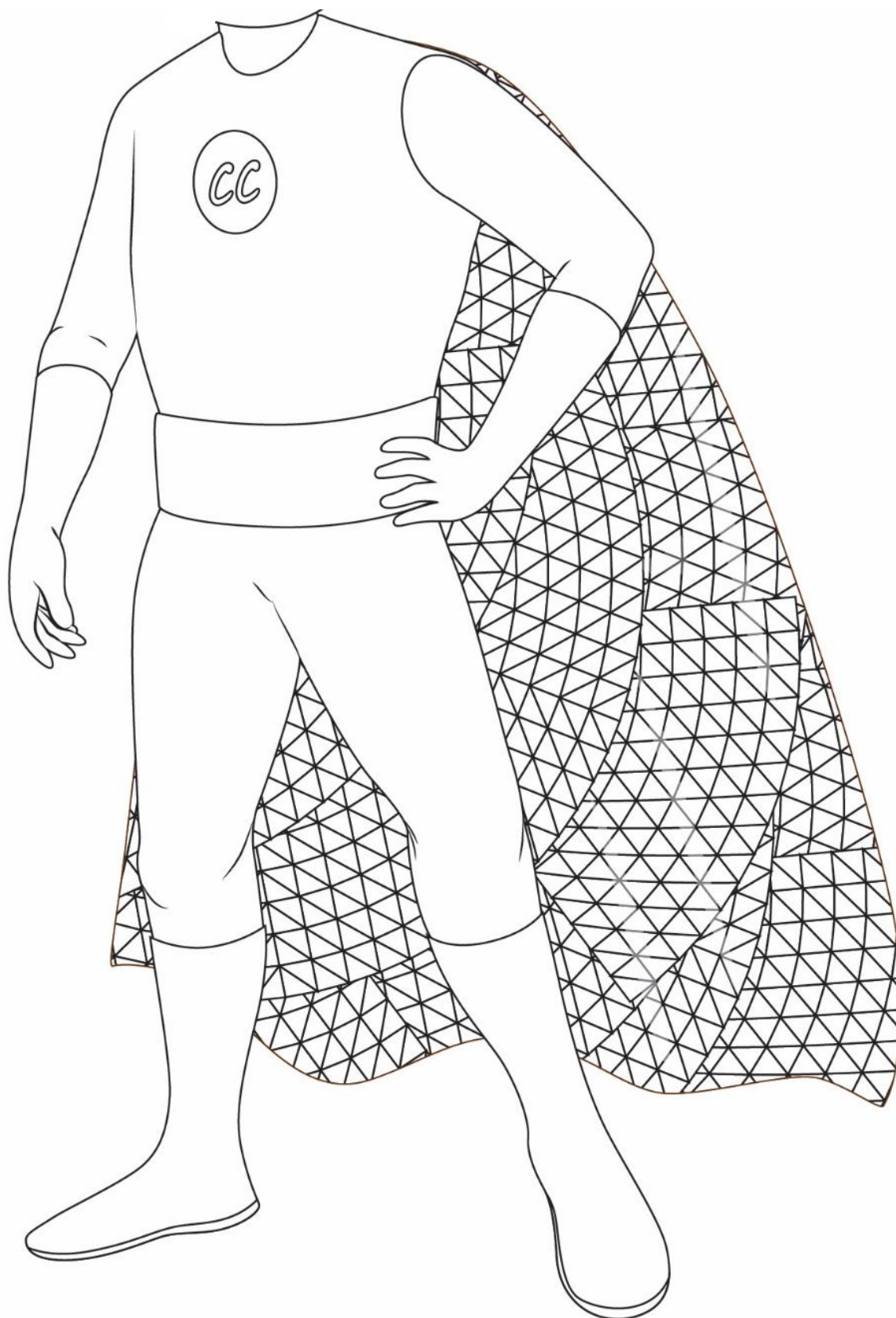
SIGNED:

---

DATE:


---






## COLOUR CRUSADER MASK - RAINBOW

Print on cardboard. Colour in the mask and cut it out, including holes for the eyes. Make a hole where the black circles are. Tie elastic to the holes on the sides and adjust it to fit around your head.



## COLOUR CRUSADERS MASK – KALEIDESCOPE

Print on cardboard. Colour in the mask and cut it out, including holes for the eyes. Make a hole where the black circles are. Tie elastic to the holes on the sides and adjust it to fit around your head.





[illegible]